

Project **LEAD**

2023 SUBSTANCE USE DATA



MAY 09, 2024

REPORT INFORMATION

In this report, you will find information on the present state of Project LEAD, Hampton & Peninsula Health District's (HPHD) first substance use and opioid response program, which launched January 2023.

Additional information includes relevant substance use data from 2023 for HPHD's coverage area including: the Cities of Hampton, Newport News, Poquoson, and Williamsburg, and the Counties of James City and York. All data in this report has been authorized for release by their respective sources, and citations can be found on the last page. Some data may be suppressed due to confidentiality concerns.

Questions regarding the report may be directed to HPHD's Population Health Manager and Public Information Officer, Tes La Dieu (taylor.ladieu@vdh.virginia.gov).

Thank you to our community partners for their continued efforts to combat the opioid epidemic. Please do not hesitate to contact us if you would like to join the Project LEAD network.

PROJECT LEAD

FROM OCTOBER 1ST,
2023 TO APRIL 17, 2024,
WE HAVE DISTRIBUTED:

498

NALOXONE KITS



FROM OCTOBER 1ST, 2023
TO APRIL 17, 2024, WE HAVE
ENGAGED WITH:

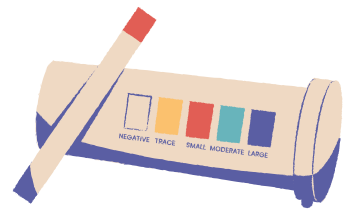
966

PEOPLE

FROM OCTOBER 1ST, 2023
TO APRIL 17, 2024, WE
HAVE DISTRIBUTED:

367

FENTANYL TEST
STRIPS



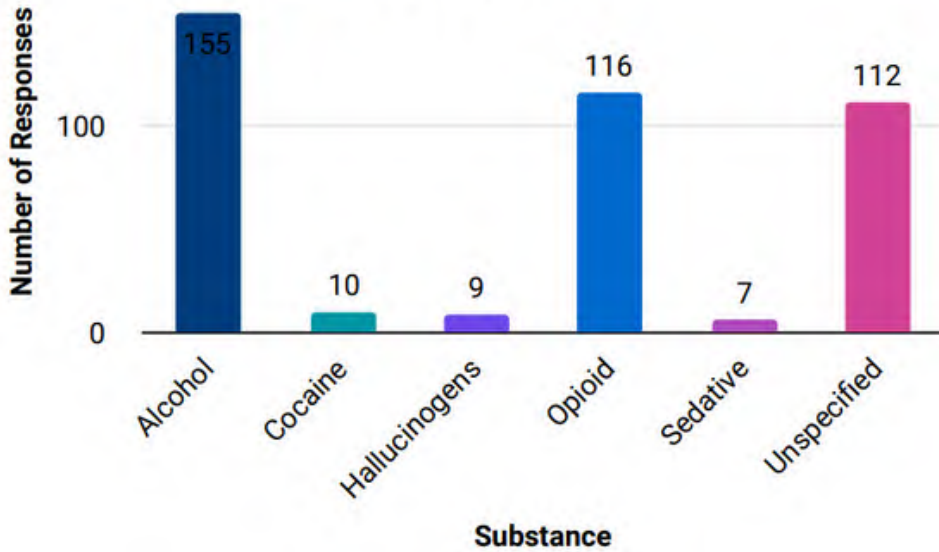
SINCE ITS LAUNCH IN
JANUARY 2023 TO PRESENT,
THE PROJECT LEAD NETWORK
HAS GROWN TO:

75+

COMMUNITY
PARTNER
ORGANIZATIONS

CITY OF HAMPTON

2023 EMS Responses by Substance ¹



413 total EMS substance incidence responses in 2023.¹

- Average age range **30-39 years old.**
- **272 Male**
- **141 Female** ¹

EMS DISPENSED NALOXONE 190 TIMES.

As of the third quarter of 2023: **40 deaths** due to drug overdose. ³

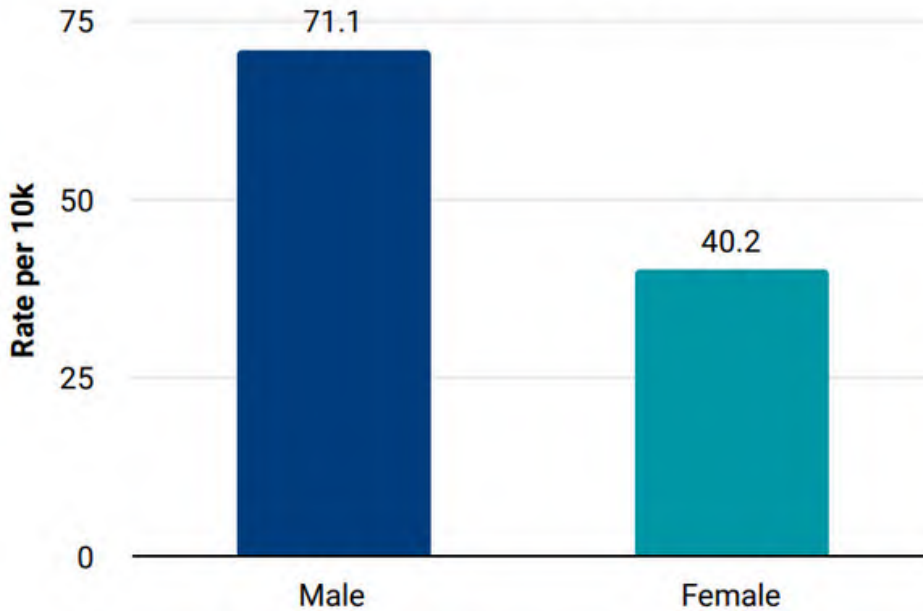
Emergency Department Visits for Unintentional All Drug Overdose by Race ²	
Race	Overdose Visits
American Indian or Alaska Native	*
Asian or Pacific Islander	*
Black or African American	194
Hispanic or Latino	15
Other	*
Not Reported	*
White	171

* Counts of 1-4 and corresponding rates are suppressed to maintain confidentiality

**ED visits were identified using the unintentional all drug overdose case definition

CITY OF HAMPTON

2023 OD visit rate per 10k ED visits by Gender⁴



392 emergency department visits attributed to substance overdose.⁴

212 visits were related to opioid use.⁴

An average of **33 visits/month**.⁴

240 total substance-related arrests.⁵

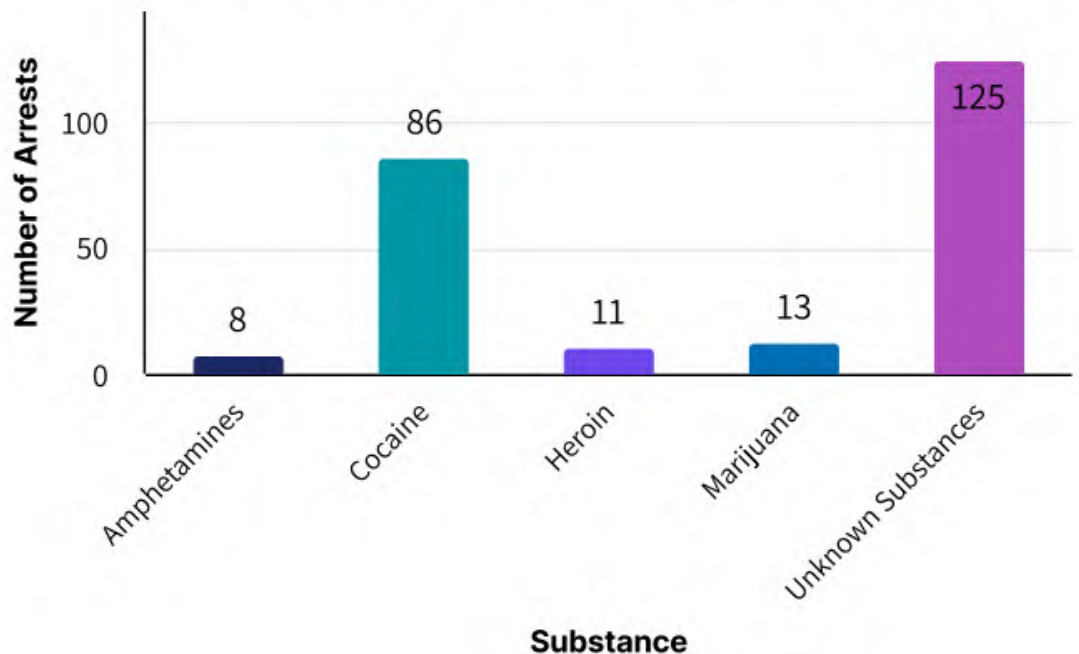
334 substance-related court cases.

- **230** Cocaine-related
- **60** Fentanyl-related⁶



Virginia State Police:⁵

Substance Related Arrests January 2023- December 2023

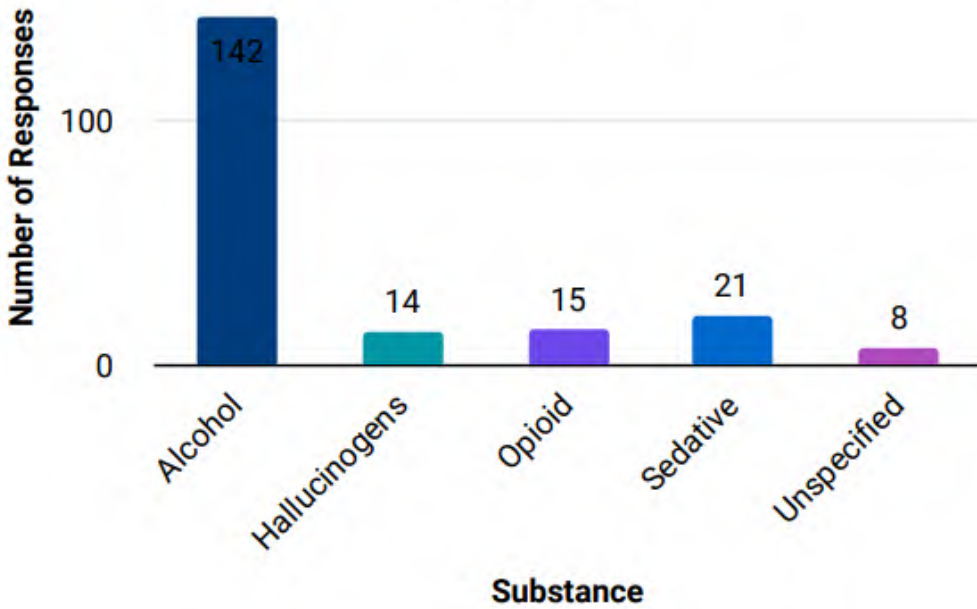


* Counts of 1-4 and corresponding rates are suppressed to maintain confidentiality

**ED visits were identified using the unintentional all drug overdose case definition

JAMES CITY COUNTY

2023 EMS Responses by Substance¹



206 total EMS substance incidence responses in 2023.¹

- Average age range **40-49 years old.**
- **116** Male
- **90** Female¹

EMS DISPENSED NALOXONE 16 TIMES.¹

As of the third quarter of 2023: **5 deaths** due to drug overdose.³

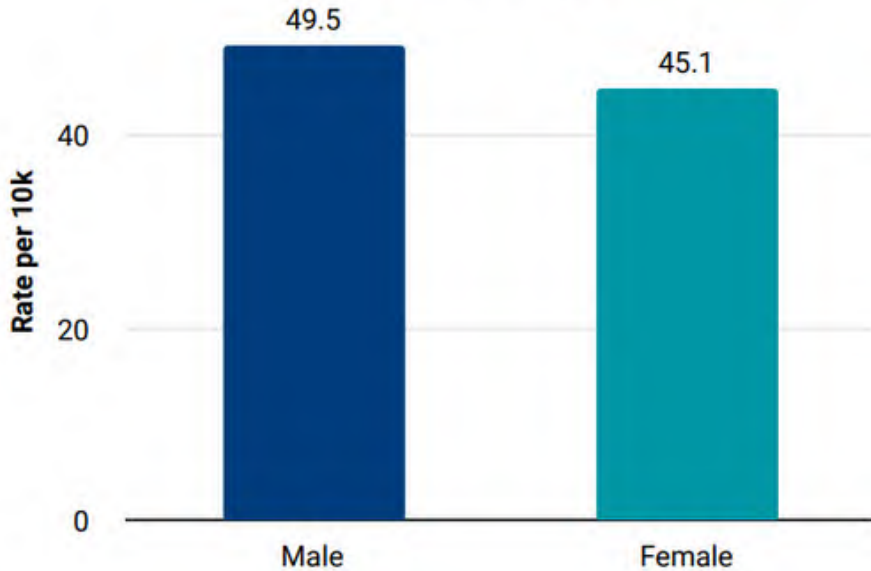
Emergency Department Visits for Unintentional All Drug Overdose by Race ²	
Race	Overdose Visits
American Indian or Alaska Native	0
Asian or Pacific Islander	*
Black or African American	53
Hispanic or Latino	12
Other	7
Not Reported	*
White	137

* Counts of 1-4 and corresponding rates are suppressed to maintain confidentiality

**ED visits were identified using the unintentional all drug overdose case definition

JAMES CITY COUNTY

2023 OD visit rate per 10k ED visits by Gender ⁴



206 emergency department visits attributed to substance overdose. ⁴

23 visits were related to opioid use. ⁴

An average of **18 visits/month.** ⁴

49 total substance-related arrests. ⁵

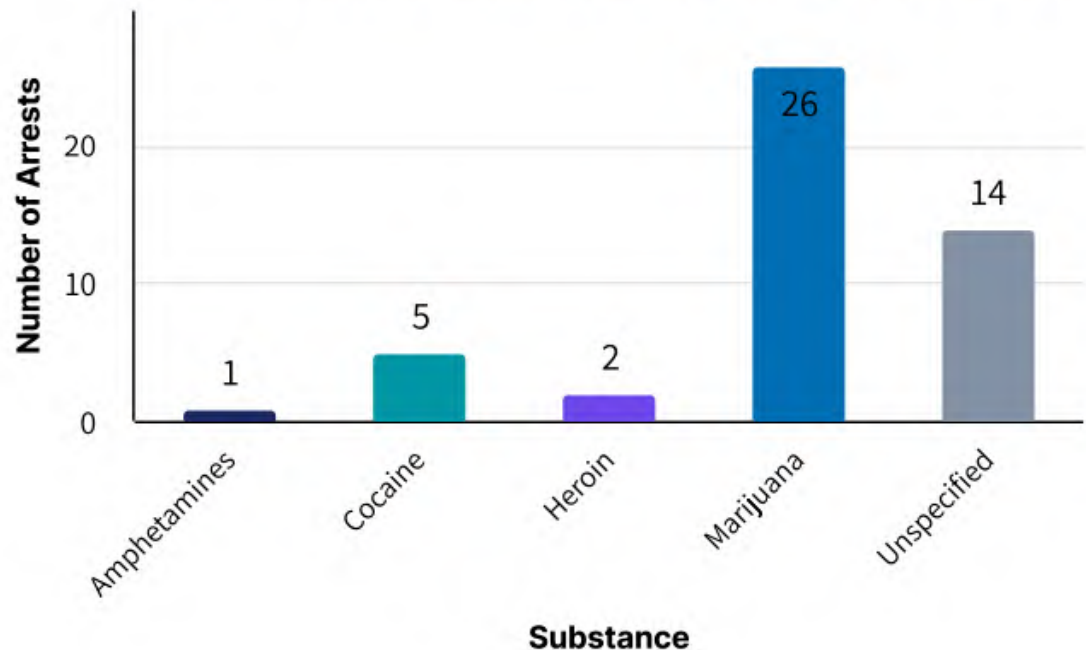
70 substance-related court cases.

- **44** Cocaine-related
- **15** Fentanyl-related ⁶



Virginia State Police: ⁵

Substance Related Arrests January 2023- December 2023

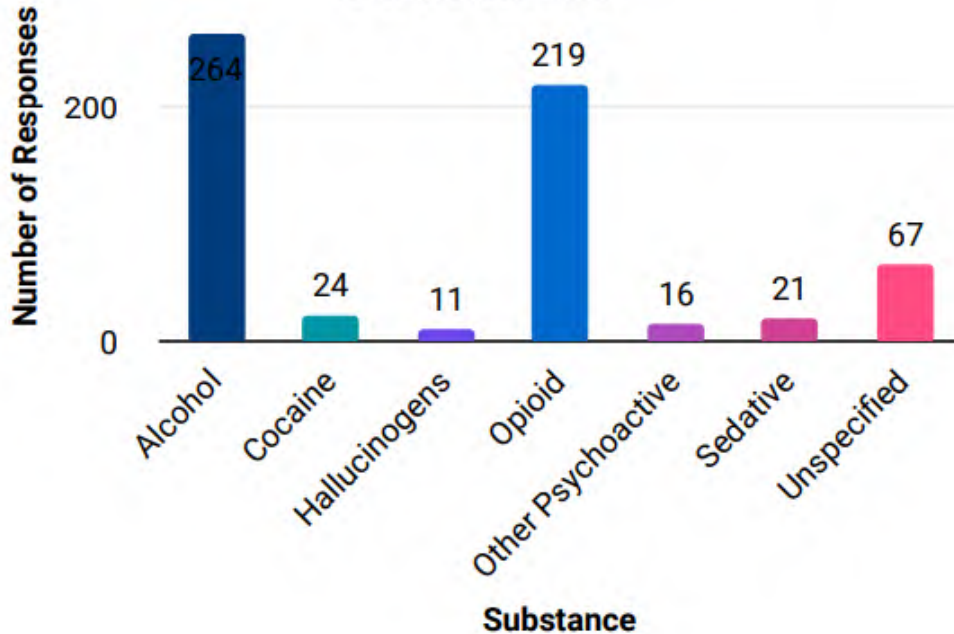


* Counts of 1-4 and corresponding rates are suppressed to maintain confidentiality

**ED visits were identified using the unintentional all drug overdose case definition

CITY OF NEWPORT NEWS

2023 EMS Responses by Substance ¹



624 total EMS substance incidence responses in 2023.¹

- Average age **30-39 years old.**
- **418 Male**
- **206 Female** ¹

EMS DISPENSED NALOXONE **218 TIMES.**¹

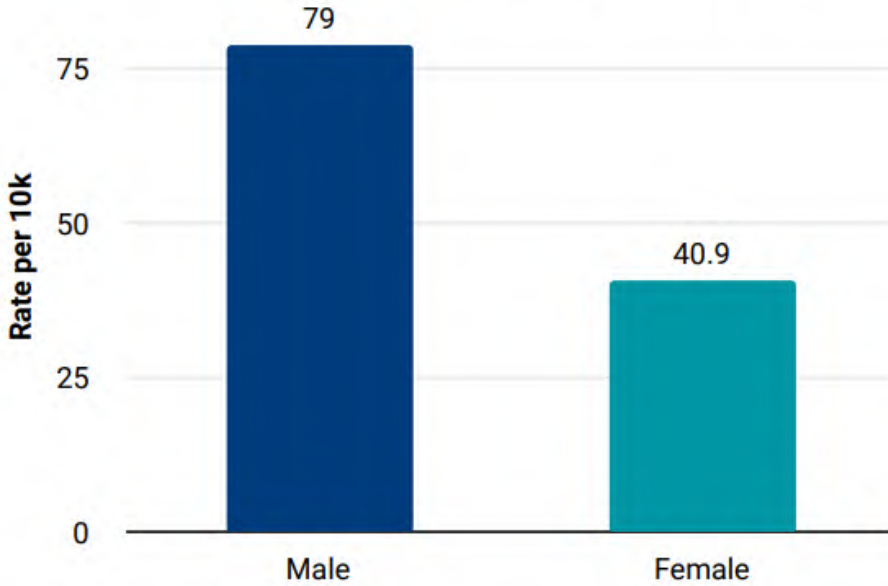
As of the third quarter of 2023: **52 deaths** due to drug overdose.³

Emergency Department Visits for Unintentional All Drug Overdose by Race ²	
Race	Overdose Visits
American Indian or Alaska Native	*
Asian or Pacific Islander	*
Black or African American	307
Hispanic or Latino	43
Other	18
Not Reported	6
White	234

* Counts of 1-4 and corresponding rates are suppressed to maintain confidentiality
 **ED visits were identified using the unintentional all drug overdose case definition

CITY OF NEWPORT NEWS

2023 OD visit rate per 10k ED visits by Gender ⁴



613 emergency department visits attributed to substance overdose. ⁴

351 visits were related to opioid use. ⁴

An average of **52 visits/month.** ⁴

401 total substance-related arrests. ⁵

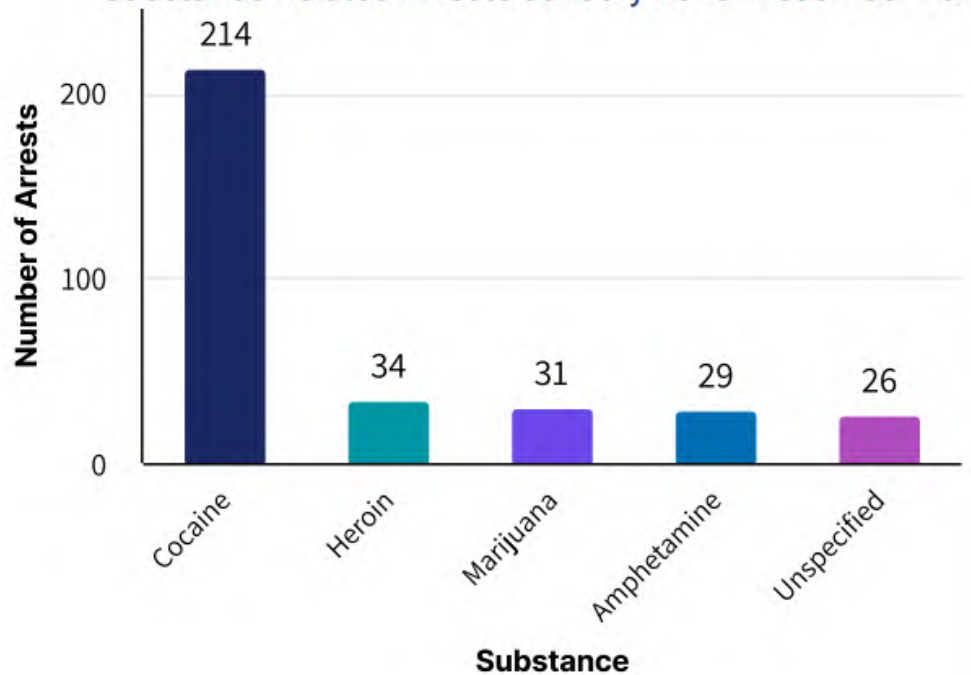
666 substance-related court cases.

- **379** Cocaine-related
- **104** Fentanyl-related ⁶



Virginia State Police: ⁵

Substance Related Arrests January 2023- December 2023



* Counts of 1-4 and corresponding rates are suppressed to maintain confidentiality

**ED visits were identified using the unintentional all drug overdose case definition

CITY OF POQUOSON

Emergency Department Visits for Unintentional All Drug Overdose by Race²

Race	Overdose Visits
American Indian or Alaska Native	0
Asian or Pacific Islander	0
Black or African American	0
Hispanic or Latino	0
Other	0
Not Reported	0
White	19

21 total EMS substance incidence responses in 2023.

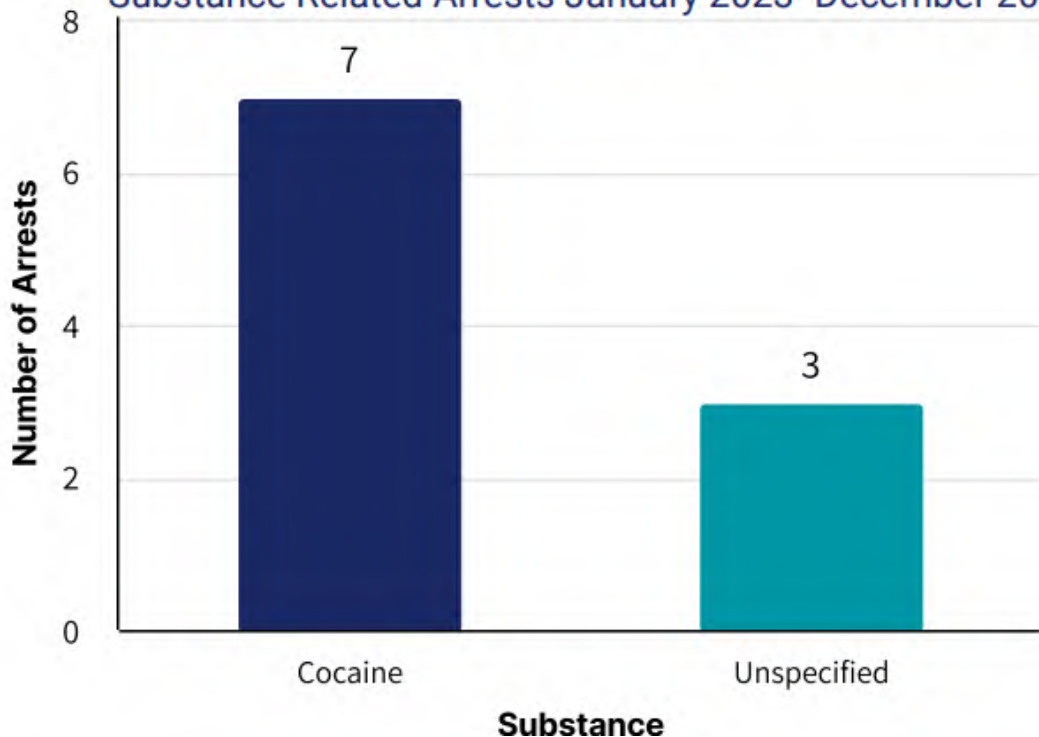
- **10 Male**
- **11 Female**¹

EMS DISPENSED NALOXONE **10 TIMES.**¹



Virginia State Police:⁵

Substance Related Arrests January 2023- December 2023



As of the third quarter of 2023: **3 deaths** due to drug overdose.³

10 total substance-related arrests.⁵

* Counts of 1-4 and corresponding rates are suppressed to maintain confidentiality
 **ED visits were identified using the unintentional all drug overdose case definition

CITY OF WILLIAMSBURG

Emergency Department Visits for Unintentional All Drug Overdose by Race ²	
Race	Overdose Visits
American Indian or Alaska Native	0
Asian or Pacific Islander	0
Black or African American	0
Hispanic or Latino	0
Other	0
Not Reported	*
White	*

108 total EMS substance incidence responses in 2023. ¹

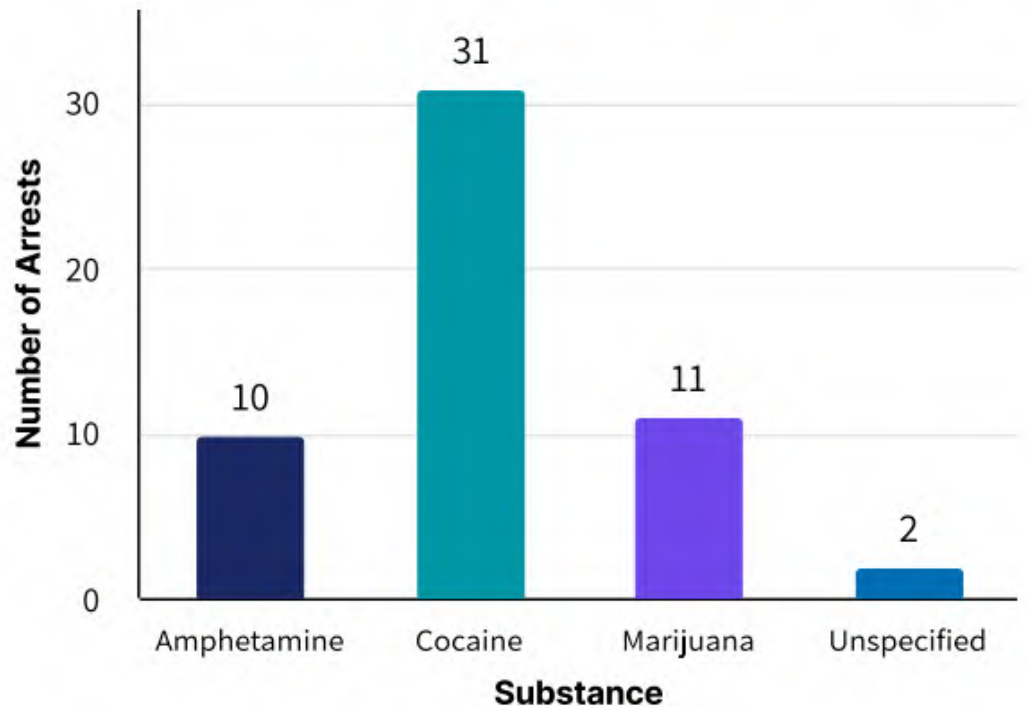
- Average age **16-19 years old.**
- **55** Male
- **53** Female ¹

EMS DISPENSED NALOXONE **3 TIMES.** ¹



Virginia State Police: ⁵

Substance Related Arrests January 2023- December 2023



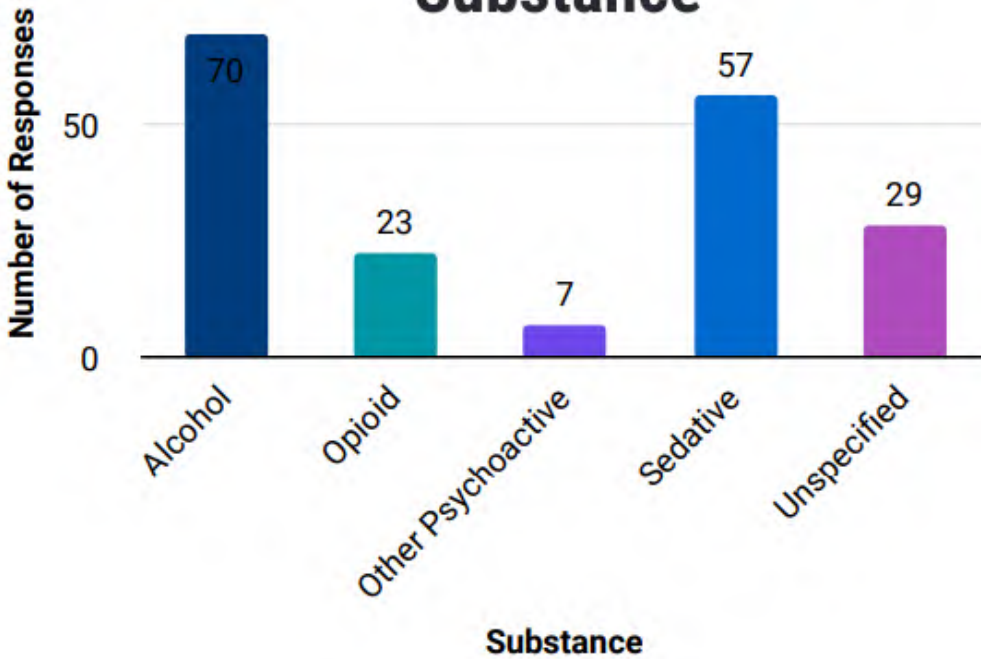
As of the third quarter of 2023: **2 deaths** due to drug overdose. ³

56 total substance-related arrests. ⁵

* Counts of 1-4 and corresponding rates are suppressed to maintain confidentiality
 **ED visits were identified using the unintentional all drug overdose case definition

YORK COUNTY

2023 EMS Responses by Substance¹



196 total EMS substance incidence responses in 2023.¹

- Average age **30-39 years old.**
- **120** Male
- **76** Female¹

EMS DISPENSED NALOXONE **41 TIMES.**¹

As of the third quarter of 2023: **3 deaths** due to drug overdose.³

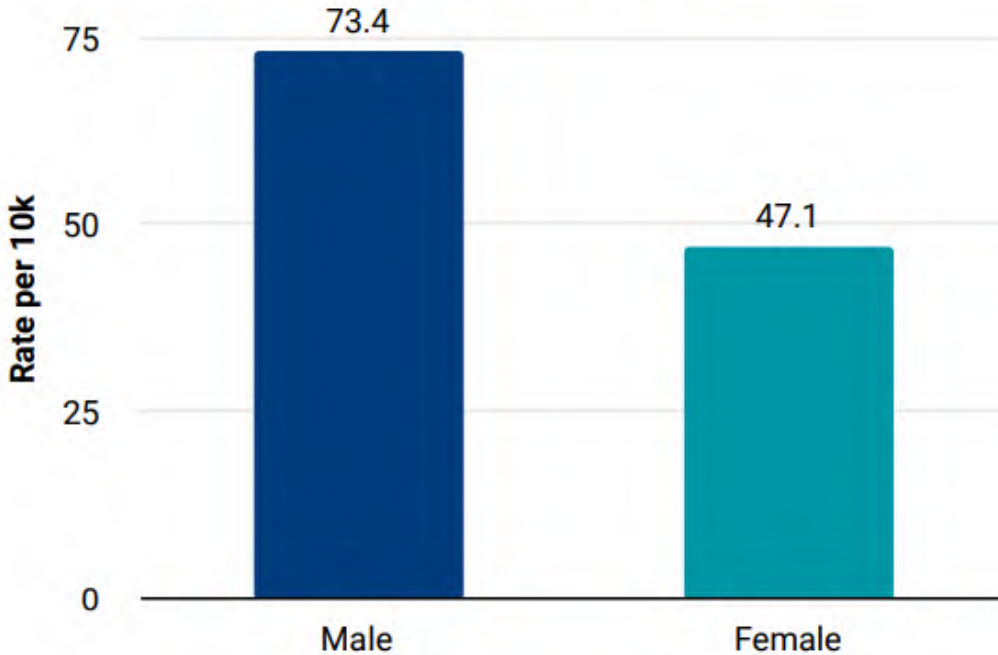
Emergency Department Visits for Unintentional All Drug Overdose by Race ²	
Race	Overdose Visits
American Indian or Alaska Native	*
Asian or Pacific Islander	*
Black or African American	18
Hispanic or Latino	*
Other	6
Not Reported	6
White	59

* Counts of 1-4 and corresponding rates are suppressed to maintain confidentiality

**ED visits were identified using the unintentional all drug overdose case definition

YORK COUNTY

2023 OD visit rate per 10k ED visits by Gender⁴



94 emergency department visits attributed to substance overdose. ⁴

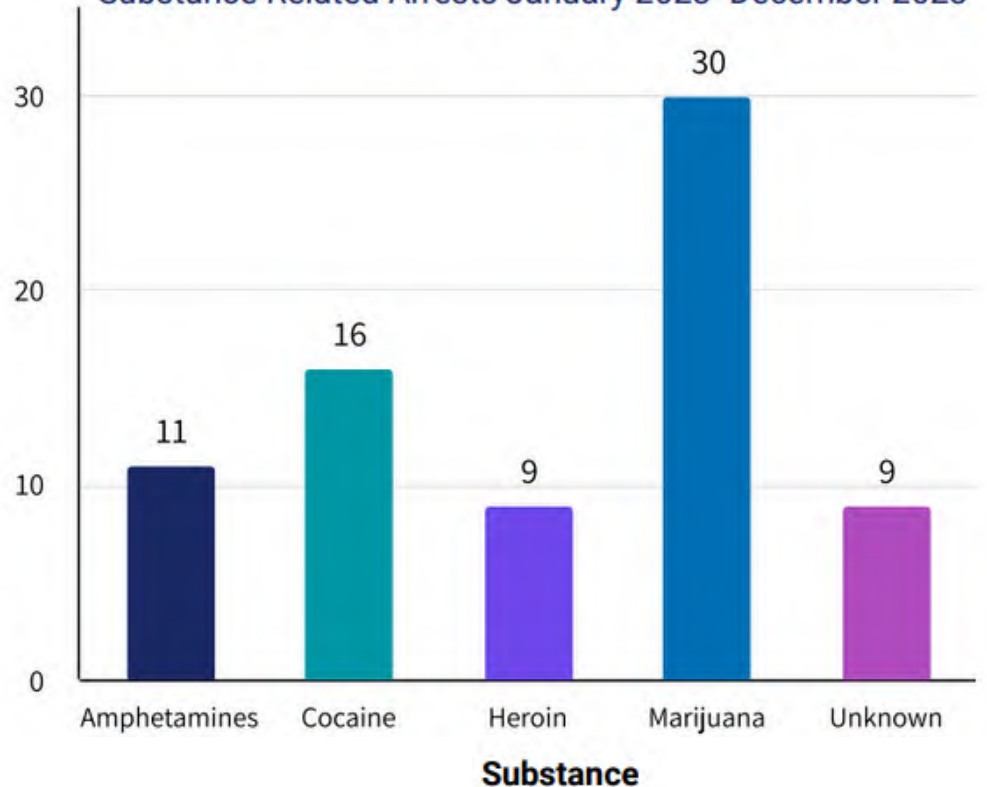
53 visits were related to opioid use. ⁴

An average of **9** visits/month. ⁴



Virginia State Police: ⁵

Substance Related Arrests January 2023- December 2023



71 total substance-related arrests. ⁵

84 substance-related court cases.

- **22** Fentanyl-related ⁶

* Counts of 1-4 and corresponding rates are suppressed to maintain confidentiality

**ED visits were identified using the unintentional all drug overdose case definition

RESOURCES

1. Framework for Addiction Analysis and Community Transformation (FAACT): EMS data; 2023. Accessed March 22, 2024. Presented data shows the number of EMS incident responses for a locality or FIPS code, but does not show where an incident response occurred within the locality.
2. Virginia Department of Health (VDH): Syndromic Demographic Emergency Department Visits Data. Accessed March 22, 2024.
3. Virginia Department of Health: Quarterly Drug Death Report: Quarter 3, 2023. Virginia Department of Health. Published January 2024. Accessed March 22, 2024. Office of Chief Medical Examiner (OCME): Overdose Death data.
4. Virginia Department of Health: Drug Overdose Surveillance 2015-2024 Statistics. Accessed March 22, 2024.
5. Framework for Addiction Analysis and Community Transformation (FAACT): VSP data; 2023. Accessed March 22, 2024.
6. Framework for Addiction Analysis and Community Transformation (FAACT): DFS data; 2023. Accessed March 21, 2024.